



US00D609053S

(12) **United States Design Patent**
Dingenouts

(10) **Patent No.:** **US D609,053 S**

(45) **Date of Patent:** **** Feb. 2, 2010**

(54) **BEER GLASS**

(75) Inventor: **Ramses Dingenouts**, Amsterdam (NL)

(73) Assignee: **Heineken Supply Chain B.V.** (NL)

(**) Term: **14 Years**

(21) Appl. No.: **29/334,050**

(22) Filed: **Mar. 19, 2009**

(30) **Foreign Application Priority Data**

Sep. 19, 2008 (EM) 001006332

(51) **LOC (9) Cl.** **07-01**

(52) **U.S. Cl.** **D7/509; D7/523; D7/529**

(58) **Field of Classification Search** D7/510,
D7/511, 509, 523, 529, 536, 533, 396.2;
220/703, 715, DIG. 13, 675; 215/382
See application file for complete search history.

(56) **References Cited**

U.S. PATENT DOCUMENTS

D38,248 S *	9/1906	Helmer	D7/523
1,128,216 A *	2/1915	Anderson	215/382
D67,869 S *	7/1925	Boswell	D7/523
D99,508 S *	5/1936	Hutchison	D7/523
D179,013 S *	10/1956	Kimble et al.	D7/537
D198,509 S *	6/1964	Stengle et al.	D9/500
D329,170 S *	9/1992	Hoffer	D7/509
D383,037 S *	9/1997	Asberg	D7/511
D436,296 S *	1/2001	Freed	D7/523
D447,005 S *	8/2001	Trombly	D7/536
D467,122 S *	12/2002	Janky	D7/510
D469,658 S *	2/2003	Norris et al.	D7/523

D470,638 S *	2/2003	Quan	D34/7
D472,101 S *	3/2003	Janky	D7/532
D476,193 S *	6/2003	Janky	D7/510
D506,641 S *	6/2005	Liu	D7/523
D506,642 S *	6/2005	Dirstein et al.	D7/529
D513,590 S *	1/2006	Westphal	D9/504
D528,861 S *	9/2006	Herrera	D7/510
D545,132 S *	6/2007	Bhavnani	D7/536
D553,438 S *	10/2007	Boehm	D7/523
D568,104 S *	5/2008	Bhavnani	D7/523
D569,188 S *	5/2008	Tornqvist	D7/523
D575,987 S *	9/2008	Williams	D7/523
D577,959 S *	10/2008	Sandberg	D7/523
D579,723 S *	11/2008	Williams	D7/511

* cited by examiner

Primary Examiner—Marianne Pandozzi

(74) *Attorney, Agent, or Firm*—Altera Law Group, LLC


(57) **CLAIM**

The ornamental design for beer glass, as shown and described.

DESCRIPTION

FIG. 1 is a perspective view of the beer glass.
 FIG. 2 is a perspective view from a different angle.
 FIG. 3 is a front elevational view thereof;
 FIG. 4 is a rear elevational view thereof;
 FIG. 5 is a top plan view thereof.
 FIG. 6 is a bottom plan view thereof.
 FIG. 7 is a side elevational view thereof; and,
 FIG. 8 is an opposite side elevational view thereof.

1 Claim, 4 Drawing Sheets



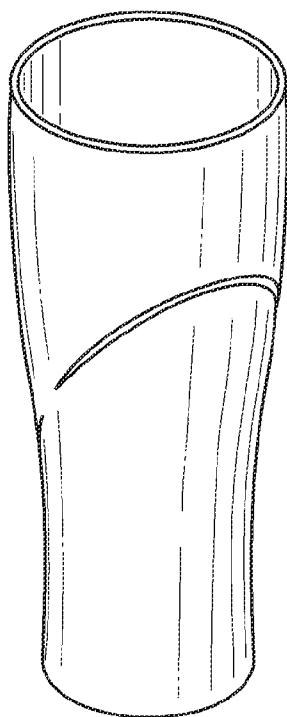


Fig. 1




Fig. 2

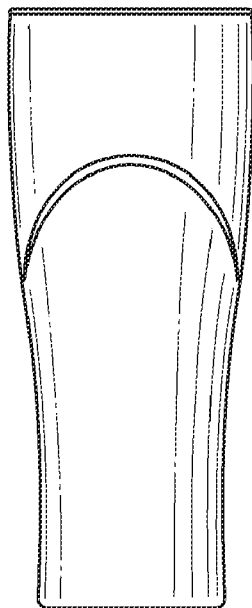


Fig. 3

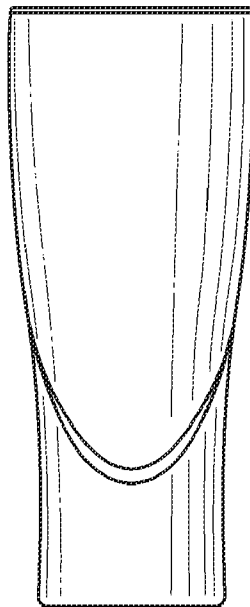


Fig. 4

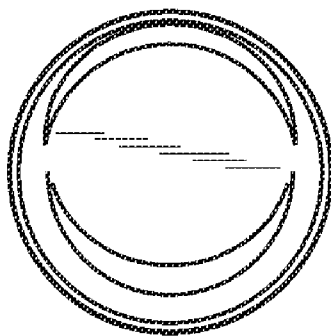


Fig. 5

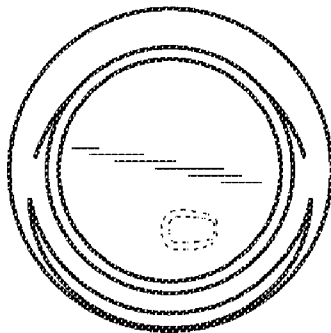


Fig. 6

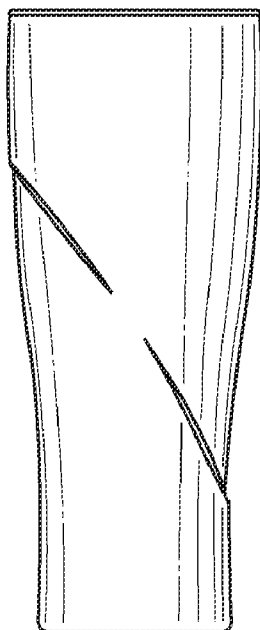


Fig. 7

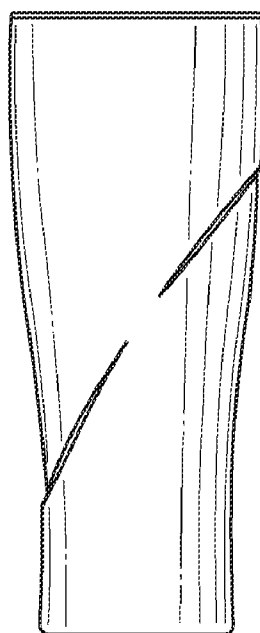


Fig. 8