



US00D411710S

# United States Patent [19]

[11] Patent Number: **Des. 411,710**

Watters et al.

[45] Date of Patent: **\*\* Jun. 29, 1999**

[54] **TAP HANDLE**

D. 280,880	10/1985	Schweres	.....	D7/398
D. 354,656	1/1995	Strawbridge	.....	D7/398
D. 396,994	8/1998	Carrino	.....	D7/393
1,965,833	7/1934	Geddes	.....	222/145.7

[75] Inventors: **Scott T. Watters**, Monument Beach;  
**Jonathan P. Braga**, Brookline;  
**Roberta A. Merkel**, Cambridge; **Lewis R. Goldstein**, Quincy, all of Mass.

*Primary Examiner*—M. N. Pandozzi  
*Attorney, Agent, or Firm*—Darby & Darby

[73] Assignee: **The Boston Beer Company**, Boston, Mass.

### [57] CLAIM

[\*\*] Term: **14 Years**

We claim the ornamental design for a tap handle, as shown and described.

[21] Appl. No.: **29/083,082**

### DESCRIPTION

[22] Filed: **Feb. 4, 1998**

FIG. 1 is a perspective view of a first embodiment the tap handle of the present invention;

[51] **LOC (6) Cl.** ..... **07-99**

FIG. 2 is a rear elevational view of the tap handle of FIG. 1;

[52] **U.S. Cl.** ..... **D7/398; D7/397**

FIG. 3 is a front elevational view of the tap handle of FIG. 1;

[58] **Field of Search** ..... D7/398, 397, 393,  
D7/395, 301, 302, 306, 307; 222/465.1,  
129.1, 145.7; 16/DIG. 12

FIG. 4 is a right side elevational view of the tap handle of FIG. 1;

FIG. 5 is a left elevational view of the tap handle of FIG. 1;

FIG. 6 is a top plan view of the tap handle of FIG. 1; and,

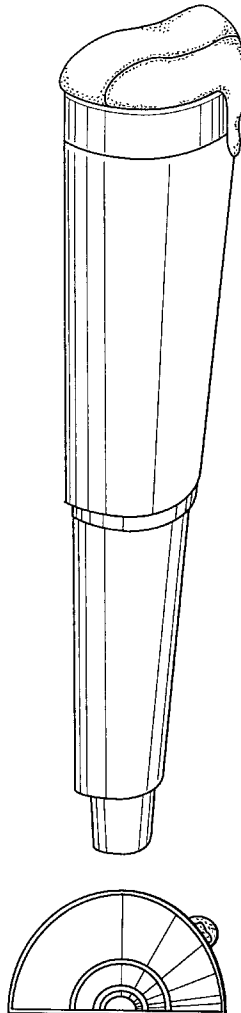
FIG. 7 is a bottom plan view of the tap handle of FIG. 1.

### [56] References Cited

#### U.S. PATENT DOCUMENTS

D. 276,687 12/1984 Marin ..... D7/301

**1 Claim, 4 Drawing Sheets**



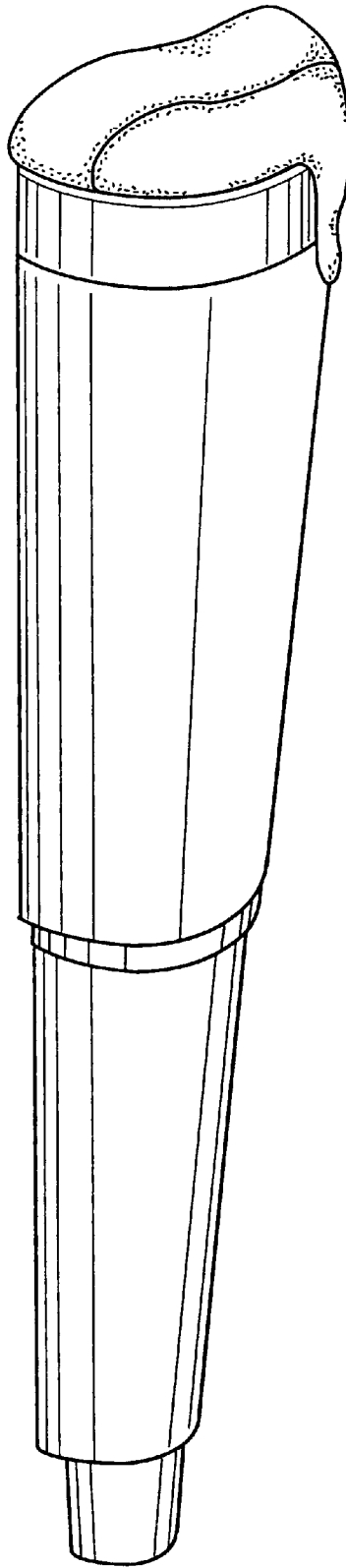


FIG. 1

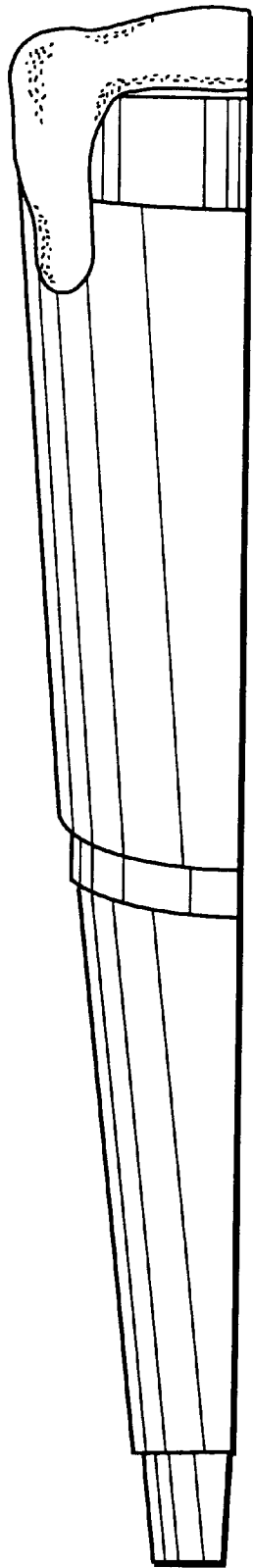


FIG. 2

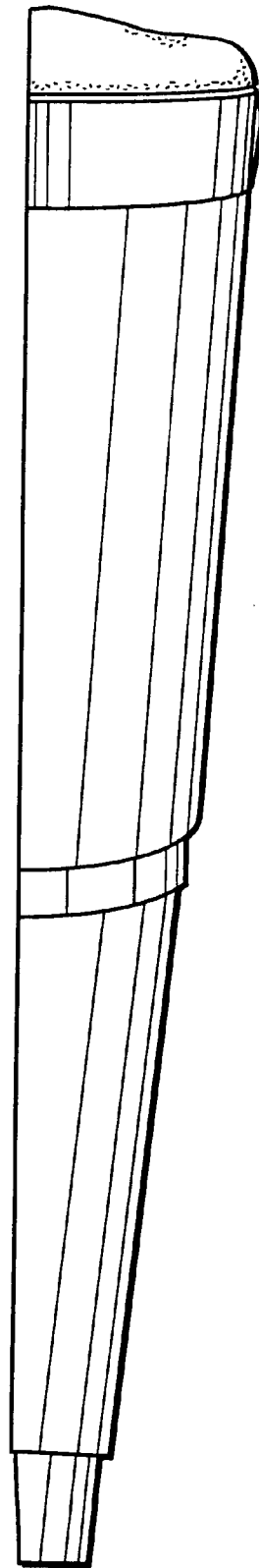


FIG. 3

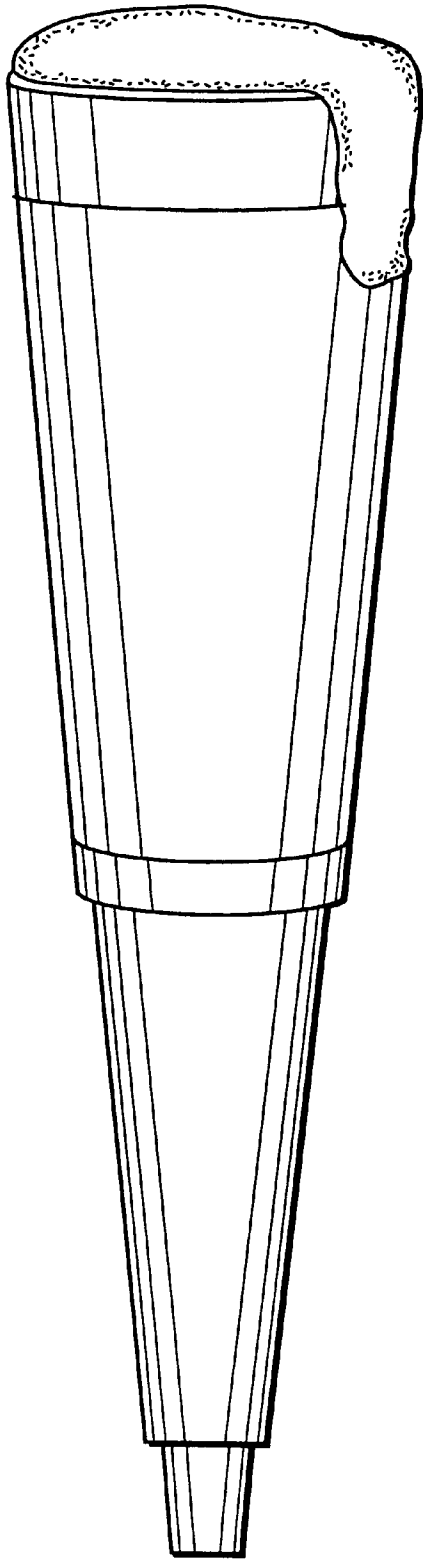


FIG. 4

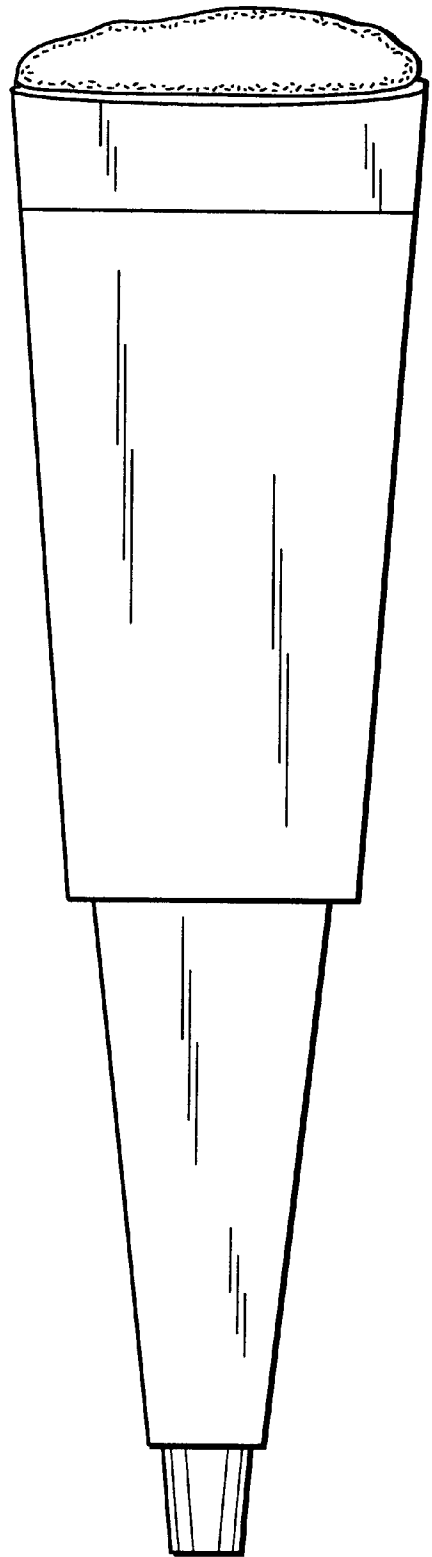


FIG. 5

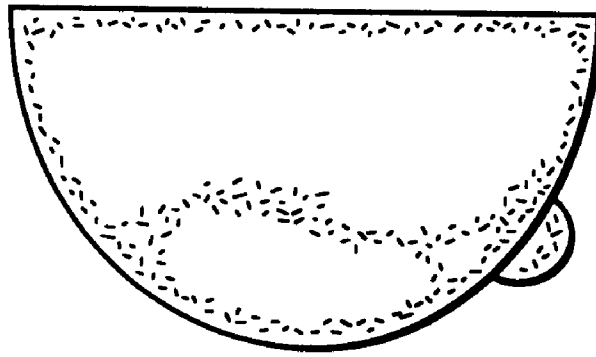


FIG. 6




FIG. 7